



EH105

EH107

EH106

EH101-104

BTS Bang Na

Outdoor Parking (P3)

Outdoor Parking (P2)

Outdoor Parking (P1)

MOVING FASTER!

RIDE THE BTS TO BITEC

THE EXTENSION OF BTS SUKHUMVIT LINE FROM ON NUT TO BITEC

On Nut

Bang Chak

Punnawithi

Udom Suk

Bang Na

Bearing

E9


E10

E11

E12

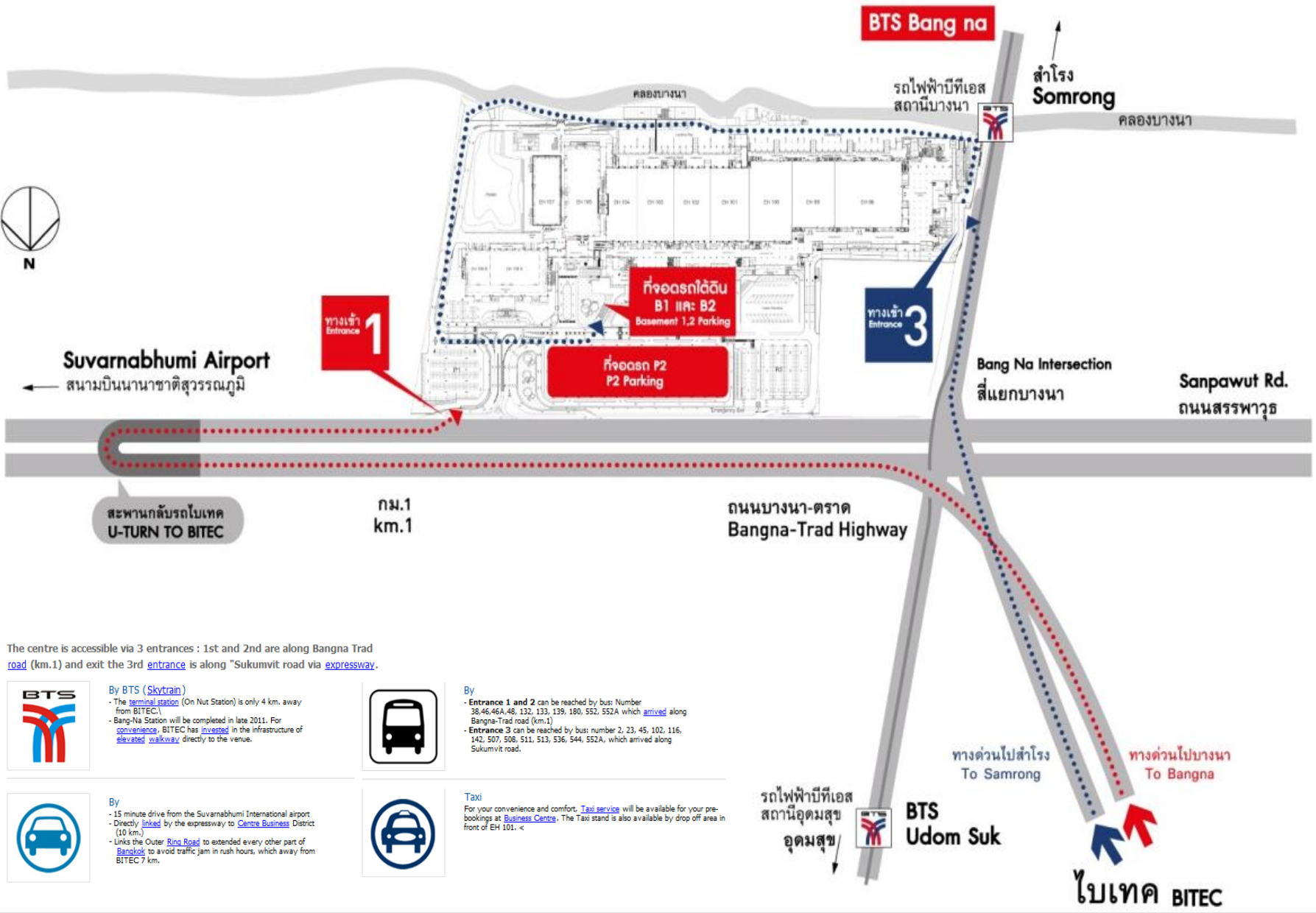
E13

E14



BITEC

www.bitec.co.th



Suvarnabhumi Airport
สนามบินนานาชาติสุวรรณภูมิ

BTS Bang na

ท่าเรือ
Somrong

ทางเข้า
Entrance 1

ที่จอดรถใต้ดิน
B1 และ B2
Basement 1,2 Parking

ทางเข้า
Entrance 3

ที่จอดรถ P2
P2 Parking

Bang Na Intersection
สี่แยกบางนา

Sanpawut Rd.
ถนนสรรพาวุธ

สะพานกลับรถโมเทค
U-TURN TO BITEC

กม.1
km.1

ถนนบางนา-ตราด
Bangna-Trad Highway

The centre is accessible via 3 entrances : 1st and 2nd are along Bangna Trad road (km.1) and exit the 3rd entrance is along "Sukumvit road via expressway.



By BTS (Skytrain)
 - The terminal station (On Nut Station) is only 4 km. away from BITEC.
 - Bang-Na Station will be completed in late 2011. For convenience, BITEC has invested in the infrastructure of elevated walkway directly to the venue.



By
 - Entrance 1 and 2 can be reached by bus: Number 38, 46, 46A, 48, 132, 133, 139, 180, 552, 552A which arrived along Bangna-Trad road (km.1)
 - Entrance 3 can be reached by bus: number 2, 23, 45, 102, 116, 142, 507, 508, 511, 513, 536, 544, 552A, which arrived along Sukumvit road.



By
 - 15 minute drive from the Suvarnabhumi International airport.
 - Directly linked by the expressway to Centre Business District (10 km.)
 - Links the Outer Ring Road to extended every other part of Bangkok to avoid traffic jam in rush hours, which away from BITEC 7 km.



Taxi
 For your convenience and comfort, Taxi service will be available for your pre-bookings at Business Centre. The Taxi stand is also available by drop off area in front of EH 101. <

รถไฟฟ้าบีทีเอส
สถานีอุดมสุข
อุดมสุข

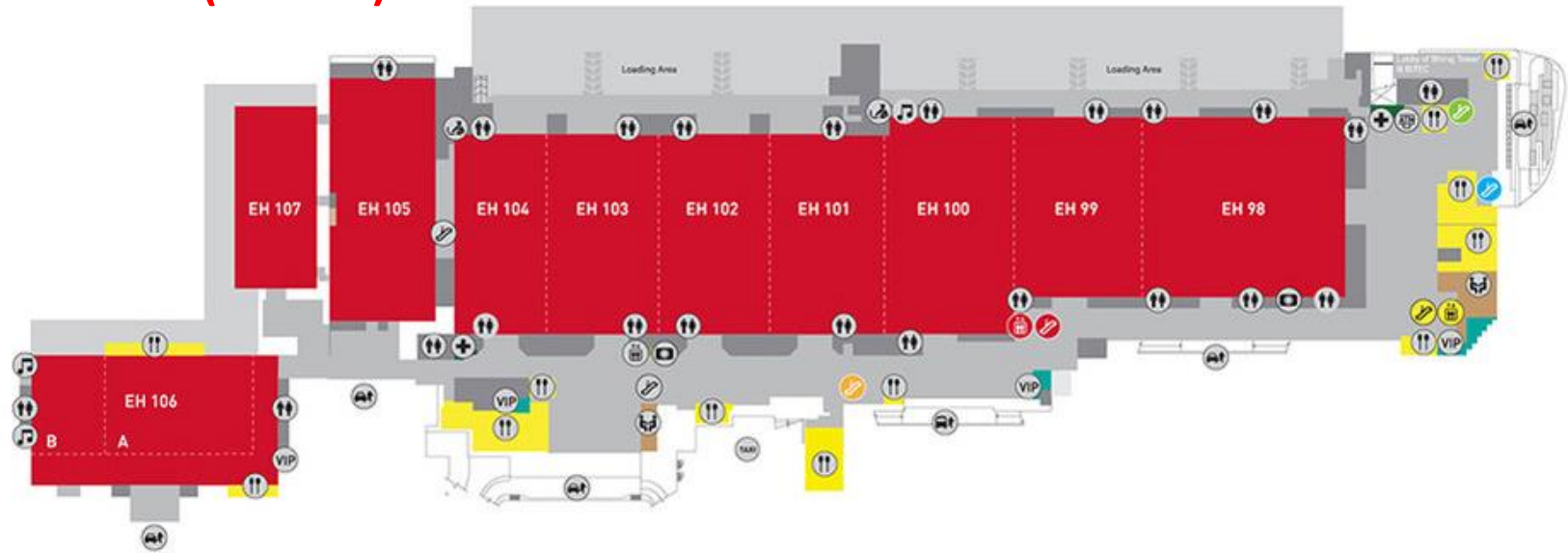
BTS Udom Suk

ทางด่วนไปท่าเรือ
To Samrong

ทางด่วนไปบางนา
To Bangna

โมเทค BITEC

Event Hall (G Floor)



Meeting Rooms (2nd Floor)

